


# *Machinery Fault Simulator*

# **MFS**



*The Best Tool Available for Learning  
Machinery Diagnosis*



8227 Hermitage Road, Richmond, VA 23228 U.S.A.  
TEL +1-804-261-3300/FAX +1-804-261-3303  
[www.spectraquest.com](http://www.spectraquest.com)

## A Versatile Tool For Protecting Your Machinery Investment

Condition-based predictive maintenance (PdM) is a reliable, cost-effective technique for monitoring and diagnosing machinery faults before they irreversibly damage your machinery and cause breakdowns that threaten to undermine product quality, delivery and overall customer service. The success of any PdM program ultimately depends on how accurately and easily the vibration spectra, waveforms and phase relationships can be analyzed and understood. Spectra Quest's Machinery Fault Simulator (MFS) is an innovative tool to study the signatures of common machinery faults without compromising production schedule or profits. The

bench-top system has a spacious modular design featuring versatility, operational simplicity, and robustness. Each component is machined to high tolerances so it can be operated without conflicting vibration. Then, various faults can be introduced either individually or jointly in a totally controlled environment, making the MFS the best tool available for learning machinery diagnosis.

### **Features:**

- ❖ Simple methods for introducing controlled and calibrated faults.
- ❖ Study the vibration spectra of common faults, learn fault signatures and validate rules provided in training courses.
- ❖ Bench top machine for hands-on training and skill sharpening.
- ❖ Learn machine condition monitoring and predictive maintenance.
- ❖ Manual with exercises for individually paced study.
- ❖ Modular, versatile, robust, and comprehensive.
- ❖ Simultaneous reciprocating and rotating mechanisms.
- ❖ Learn resonance, variable speed, gearbox, and belt drive diagnostics.
- ❖ Learn to determine vibration transmission path and perform root-cause analysis.
- ❖ Study correlation among vibration, motor current, and noise spectra.
- ❖ Model rotor dynamics and its effects on fault signatures.
- ❖ Validate balancing procedures above and below the first critical resonance.

## The Best Tool Available for Learning Machinery Diagnosis

To gain an in-depth understanding of different vibration signatures, controlled experiments on a device that emulates real world machinery are needed. While analysis of a single machinery fault may be beneficial, there are many occasions when the analysis of the interaction between dynamic stiffness, resonance, and speed is essential in order to gain an understanding of real world vibration spectra.

With the MFS, the expertise required to diagnose industrial machinery problems in well controlled experiments can be developed and enhanced. With a plant running at full production, it is virtually impractical to gain an understanding of the kinetics and dynamics of machinery without adversely affecting production and profits: The MFS enables offline training and experimentation which in turn will minimize production downtime.

## Versatility Improves Plant Efficiency

The most comprehensive device of its kind on the market, the MFS meets the needs of a broad range of vibration analysts, from novice to experienced. It is an effective tool for introducing the concepts and methodologies of predictive maintenance and design considerations to engineering students. Companies can train their maintenance professionals on the MFS, offering experienced technicians a way to upgrade their job skills and improve performance. Having trained vibration analysts on staff offers companies a high degree of confidence in their operating efficiency because someone on the plant floor is immediately available to ensure that machinery continues to run productively. It enables not only to predict machinery condition to maximize yields and efficiencies, but also to support planned, efficient shut downs with just-in-time parts delivery.

*The MFS enhances your understanding of predictive maintenance and of machinery fault signatures*

### **Applications:**

- ❖ Balance training
- ❖ Shaft alignment training
- ❖ Alignment system assessment
- ❖ Coupling studies
- ❖ Bearing faults and load effects
- ❖ "Cocked" rotor
- ❖ Eccentric rotor
- ❖ Resonance studies
- ❖ Sleeve bearing studies
- ❖ Belt drive performance
- ❖ Mechanical rub
- ❖ Gearbox fault studies
- ❖ Reciprocating mechanism studies
- ❖ Foundation studies
- ❖ Signal processing techniques
- ❖ Variable speed/load effects
- ❖ Motor current analysis
- ❖ Rotor dynamics
- ❖ Operating deflection shape and modal analysis
- ❖ Optimize sensor mounting
- ❖ Sensor types (accelerometer, proximity probes, etc.)
- ❖ Vibration training
- ❖ Analyst certification
- ❖ Customized test bed for rotor dynamics studies and demonstrations



## Smart Design Makes the Simulator Robust and Easy to Use

The MFS is designed to be both versatile and easy to operate. The simulator is constructed with a split bracket bearing housing, a sliding shaft, rotors with split collar ends, couplings, pulleys, a multiple belt tensioning and gearbox mounting mechanism, and reciprocating system; all of which are designed to be easily removed and replaced between various experiments.

### Basic MFS Configuration and Option Kits

The MFS provides a basic setup for performing experiments and learning vibration signatures of different machine malfunctions. However, a detailed investigation of particular and more advance vibration phenomena or machinery fault will require additional attachments and fixtures which are available through optional kits.



#### **Basic MFS Configuration (MFS2010)**

- ❖ 1 HP variable frequency AC drive with multi-featured front panel programmable controller
- ❖ 3 Phase, 1 HP motor, pre-wired self-aligning mounting system for easy installation/removal
- ❖ Built-in tachometer with LCD display and one pulse per revolution analog TTL output for DAQ purposes
- ❖ Split bracket bearing housings with five mounting positions for shaft span reconfiguration
- ❖ Two rolling element ball bearings with squeeze lock type
- ❖ Vibration isolators mounts and base stiffener
- ❖ Two balance rotors with two rows of holes
- ❖ Alignment system with calibrated reference dials and jack bolts
- ❖ One 3/4" TGP straight steel shaft
- ❖ 16 BNC connector plate under the rotor base linked to BNC connector panel mounted on the edge of the base plate for direct connection to data collectors
- ❖ Power leads accessible for current measurements.
- ❖ Impact resistant clear safety cover with safety interlock

### **Training Curriculum Manual (SQI-TRCM)**

- ❖ The training curriculum manual begins with textbook and basic classroom training in the fundamentals of classic machinery vibration, transducers, monitoring, signal processing, analysis, etc; from beginner to upper intermediate levels. It is both hands-on and mathematically oriented, being appropriate for both technicians and engineers.
- ❖ A wide array of laboratory exercises to be conducted on the MFS to provide a truly experiential learning environment.
- ❖ Use as a basis for accelerated course preparation and the development of vibration training program.



### **Eccentric Rotor (M-ER-3/4)**

- ❖ Learn the effects of rotor eccentricity on vibration spectra.
- ❖ Determine relationships between eccentricity and unbalance.
- ❖ Develop techniques to locate and correct the effects of eccentricity.
- ❖ Learn the effect of varying the mass moment of inertia on vibration amplitude.
- ❖ **The kit consists of one aluminum rotor with an asymmetrically located center and one clamp collar.**



### **Cocked Rotor (M-CR-3/4)**

- ❖ Learn the effects of a sheave that has not been fitted to the shaft properly.
- ❖ Learn vibration signature of a cocked rotor.
- ❖ Develop methods to correct cocked rotor problems.
- ❖ Learn the effect of varying the mass moment of inertia on vibration amplitude.
- ❖ **The kit consists of a cocked aluminum rotor (0.5 degree off-axis) and one clamp collar**



### **Coupling Type Set (M-CK-3/4)**

- ❖ Learn the effects of coupling stiffness on rotor dynamics and vibration signature.
- ❖ Clarify the complexities of machinery shaft misalignment problems (spectral pattern for shaft misalignment is a strong function of coupling stiffness).
- ❖ **The kit consists of one gear, one LoveJoy, one rubber, and one rigid steel coupling and keys**



*Optional kits are ideal for detailed investigation of specific vibration phenomena and machinery faults*

### **Centrally Bent Rotor Shaft for Balance Studies (M-BRS-3/4)**

- ❖ Demonstrate the signature of a bent shaft.
- ❖ Observe the difficulty associated with attempting to balance a rotor mounted on a bent shaft.
- ❖ Learn to cope with the alignment issues due to a bent shaft.
- ❖ **The kit consists of one 3/4" shaft centrally bent ~0.020"**



### **Coupling-End Bent Rotor Shaft For Alignment Studies (M-CBRS-3/4)**

- ❖ Investigate complicated vibration signature due to gyroscopic effects.
- ❖ Observe the difficulty associated with attempting to balance an overhung rotor on a bent shaft.
- ❖ Learn to cope with the alignment issues due to a bent shaft.
- ❖ **The kit consists of one 3/4" shaft coupling-end bent ~0.010"**

### **Rolling Bearing Resonance/Critical Study Kit (M-RSK-1/2)**

- ❖ Study resonance and critical speed phenomena, at speeds below 2000 RPM to simulate real world operating conditions while improving safety. The standard 3/4" shaft has a high resonance frequency, 7000 RPM or more depending on rotor positions.
- ❖ Study damaging effects of resonance and develop control methods.
- ❖ Relocate rotors and supports to study the effects of mass and stiffness on resonance frequencies and mode shapes.
- ❖ Study beating due to closely spaced modes.
- ❖ Study non-linear dynamics for chaos modeling.
- ❖ **The kit consists of one 1/2" shaft, three rotors, two rolling element bearings, and one coupling.**



### **Sleeve Bearing Resonance Study Kit (M-SBK-1/2)**

- ❖ Study resonance and critical speed phenomena in sleeve bearings.
- ❖ **The kit consists of two customized grease-lubricated, babbitt lined sleeve bearings, two bearing pedestals, and various thickness plastic shims.**
- ❖ Requires M-RSK-1/2



### **1" Shaft Bearing Study Kit (M-BSK-1)**

- ❖ Study bearing fault frequencies away from multiples rotational speed. The standard 3/4" shaft exhibit fault frequencies close to multiples rotational speed, requiring ultra high resolution spectra to clearly identify bearing fault frequencies.
- ❖ Identify bearing fault frequencies in the presence of defects at multiples of shaft speed without using high-resolution spectra.
- ❖ Understand the signal processing issues such as averaging, spectral resolution, and leakage phenomena.
- ❖ **The kit consists of two split bearing housings, two 1" inside diameter bearings, one 1" shaft, and one coupling.**



### **3/4" and 1" Bearing Loader (M-BL-3/4 and M-BL-1)**

- ❖ Investigate bearing radial loading effects.
- ❖ Enhance the spectral amplitude of system.
- ❖ **The kit consists of one 3/4" or 1" bore loader weighting 11lb (5kg) and two clamp collars.**




### **3/4" and 1" Bearing Fault Kit (M-BFK-3/4 and M-BFK-1)**

- ❖ Learn waveform and spectra of classic bearing defects.
- ❖ Learn about signal processing issues such as averaging techniques, leakage, and spectral resolution on determining bearing faults.
- ❖ Perform experiments with increasing severity of defects.
- ❖ Determine why an ultra-high resolution spectrum is needed to diagnose a bearing fault when fault frequencies are located close to multiples rotational speed.
- ❖ Learn how a large signal can mask adjoining low amplitude signal due to spectra leakage.
- ❖ **The kit consists of one inner race defect, one outer race defect, one with ball defect, and one combination of defects.**



### **Cocked Bearing Housing (M-CBM-3/4)**

- ❖ Recognize the signature of a cocked bearing due to improper seating or due to inconsistent installation.
- ❖ **The kit consists of one cocked bearing housing.**




### **3/4" Shaft Sleeve Bearing Kit (M-SBK-3/4)**

- ❖ Investigate waveform and spectral recognition of worn or loose fitting bearings.
- ❖ Modify the clearance of the split bearings with plastic shims.
- ❖ Perform shaft orbital analysis.
- ❖ **The kit consists of two customized grease-lubricated, babbitt lined sleeve bearings, two bearing pedestals, and various thickness plastic shims.**



### **Multi-Belt Drive, Straight Tooth Gearbox, and Adjustable Particle Magnetic Brake System (M-BDGB)**

- ❖ Learn sheave misalignment and belt tension effects on vibration, and belt fault frequencies.
- ❖ Learn the effects of load, backlash, and tooth faults on the amplitudes and distribution of the gearmesh and sideband frequencies.
- ❖ Develop advanced signal processing techniques such as time synchronous averaging, wavelet analysis, short time Fourier transform for gearbox fault diagnosis.
- ❖ Develop expertise to diagnose a gearbox problem under a variable loading (or speed) conditions.
- ❖ Learn the effects of the frequency and amplitude modulation on vibration spectra.
- ❖ Remove the pinion assembly for backlash adjustment, and fault introduction.
- ❖ **The kit consists of two V-belts, two double groove sheaves and one rolling tensioner; one three-way oil-lubricated gearbox with straight cut bevel gears, cup and cone roller bearings; and one manually adjustable magnetic braking system.**





### **Eccentric Sheave (M-ES-3/4)**

- ❖ Study the effects of eccentric sheaves.
- ❖ Distinguish between eccentricity, unbalance, belt resonance.
- ❖ **The kit consists of one eccentric sheave.**
- ❖ Requires M-BDGB



### **Defective Straight Tooth Gearbox Pinions (M-DGPA)**

- ❖ Study the effect of damaged tooth in gearboxes.
- ❖ Investigate backlash between mating gears.
- ❖ **The kit consists of one missing tooth pinion and one chipped tooth pinion.**
- ❖ Requires M-BDGB



### **Worn Straight Tooth Gearbox (M-WGB)**

- ❖ Develop practical techniques to diagnose gearbox faults, such as backlash, bearing looseness, and tooth surface polishing and imprint.
- ❖ Compare vibration spectral floor between new and worn gearboxes.
- ❖ **The kit consists of one worn gearbox**
- ❖ Requires M-BDGB

### **Belt-Drive Mounting Block (M-BDB)**

- ❖ Learn sheave misalignment and belt tension effects on vibration, and belt fault frequencies without the gearbox imprint.
- ❖ Study belt response to variable magnetic brake loading.
- ❖ **The kit consists of one belt-drive block**
- ❖ Requires M-BDGB

### **Direct Driven Gearbox Mounting Kit (M-DGGB)**

- ❖ Study gearbox vibration signatures without belt, shaft or bearing imprint.
- ❖ **The kit consists of all hardware needed to mount the gearbox directly the AC motor**
- ❖ Requires M-BDGB



### **Reciprocating Mechanism (M-RMS)**

- ❖ Monitor and diagnose reciprocation and load varying machinery.
- ❖ Study torsional vibration measurement techniques.
- ❖ Demonstrate the effectiveness of commercial analyzers at tracking speed variation and displaying the results.
- ❖ **The kit consists of a reciprocating mechanism with two springs, adjustable spring engagement timing, and two stroke settings.**
- ❖ Requires M-BDGB





### **Direct Driven Reciprocating Mechanism Mounting Kit (M-DRMB)**

- ❖ Study reciprocating mechanism vibration signatures without gearbox, belt, shaft or bearing imprint.
- ❖ **The kit consists of all hardware needed to mount the reciprocating mechanism directly the AC motor**
- ❖ Requires M-BDGB and M-RMS



### **Crack Shaft Study Kit (M-CSRK-3/4)**

- ❖ Study the effects of crack on the natural frequencies and vibration behavior.
- ❖ Develop diagnostic technique to detect crack at early stage.
- ❖ Study crack propagation and breathing.
- ❖ Apply advanced signal processing techniques, such as wavelet, joint time-frequency analysis, time series analysis, to study the vibration caused by crack.
- ❖ **The kit consists of one shaft with a 4 1/2" 4-bolt flange connection to simulate crack, one shaft with slit crack and filler, and one shaft with a deep V-notch crack.**




### **Fan Vibration Kit (M-FVK-3/4)**

- ❖ Learn the sound and vibration signatures of fans.
- ❖ Study the effects of volumetric flow rate on pressure rise and fan vibration.
- ❖ Develop the noise and vibration control methods on fans.
- ❖ **The kit consists of one six-blade paddle fan, one ten-blade paddle fan, one 12-blade axial fan, and one axial fan obstruction**



### **Mechanical Rub Kit (M-MRK)**

- ❖ Evaluate typical rub phenomena associated with a variety of materials under different angle, loading, and lubricant conditions.
- ❖ Experiment rubs on shaft or rotor.
- ❖ **The kit consists of an adjustable spring-loader rub material holder and four different rub materials**



### **Damped Bearing Housing Kit (M-DBHK-1/2)**

- ❖ Study bearing housing with a higher damping factor than the standard housing. Typical rolling element bearing systems are an all-metal structure with virtually no damping.
- ❖ Add damping to a standard rolling element bearing housing.
- ❖ Demonstrate the reduction in rotor resonance amplitude due to the installation of damping.
- ❖ **The kit consists of two bearing housings and two 1/2" bearings fitted with isolators.**
- ❖ Requires M-RSK-1/2



### **Centrifugal Pump with Clear Cover to Visualize Cavitation (M-CFPK)**

- ❖ Study vibration spectra due to cavitation.
- ❖ Determine the damaging effect of the cavitation.
- ❖ Visualize cavitation using the clear pump cover
- ❖ Study the effect of turbulence on vibration signature.
- ❖ Study the effect on pump loading on motor and other components.
- ❖ Study the effect of different head and valve restriction on suction and/or discharge sides on flow dynamics of the pump.
- ❖ Investigate the effect of speed and load variation on pump vibration spectra.
- ❖ Study the effect of clearance between the impeller and the suction portion of the pump.
- ❖ Conduct similar studies using other non-hazardous liquids of different viscosity and specific gravity.
- ❖ **The kit consists of one single stage centrifugal pump, one LEXAN cover for visualizing cavitation, two pressure gauges, one flow meter, one water tank, all connecting valves and hoses, one sheave, and mounting hardware**
- ❖ Requires M-BDGB



### **Centrifugal Pump With Worn Impeller (M-CFPFI):**

- ❖ Recognize vibration and hydraulic issues associated with a worn pump.
- ❖ **The kit consists of one worn centrifugal pump with simulated cavitation damage to the head and impeller.**
- ❖ Requires M-BDGB and M-CFPK



### **Direct Driven Centrifugal Pump Mounting Kit (M-DCPK)**

- ❖ Study centrifugal pump vibration signatures without belt, shaft or bearing imprint.
- ❖ **The kit consists of all hardware needed to mount the centrifugal pump directly the AC motor**
- ❖ Requires M-CFPK



### **Reciprocating Compressor Fault Kit (M-RCFK)**

- ❖ Learn the sound and vibration signatures of compressor with faulty valves
- ❖ **The kit consists of one ½ HP compressor with leaking valve, blocked suction filter, limited opening discharge valve, and oversized connecting rod.**
- ❖ Requires M-BDGB and M-RCK

### **Reciprocating Compressor Kit (M-RCK)**

- ❖ Learn the sound and vibration signatures of compressor housing, valves, and other structural components.
- ❖ Develop diagnosis techniques for reciprocating compressors.
- ❖ Learn the reciprocating compressor performance.
- ❖ Study the pressure pulsation and the effects of discharge pressure on the behavior of the compressor.
- ❖ **The kit consists of one ½ HP compressor, one 5-gallon air tank with flow controls, all needed piping and mounting hardware.**
- ❖ Requires M-BDGB





### **Direct Driven Reciprocating Compressor Mounting Kit (M-DRCK)**

- ❖ Study reciprocating compressor vibration signatures without belt, shaft or bearing imprint.
- ❖ **The kit consists of all hardware needed to mount the reciprocating compressor directly the AC motor**
- ❖ Requires M-RCK



### **AC Motor With Built-In Rotor Unbalance (M-UBM)**

- ❖ Study the effects of unbalanced rotor on vibration and/or current signature.
- ❖ Study the effect of unbalance rotor on power quality and consumption.
- ❖ Study the effect of temperature rise on non-linear characteristics of induction motors.
- ❖ **The kit consists of one unbalanced 1/2 HP AC motor**

### **AC Motor With Built-In Rotor Misalignment System (M-MAM)**

- ❖ Study the effect of variable air gap on vibration and/or current signature.
- ❖ Study the effect of amount/type of misalignment and rotor speed on vibration/current spectra.
- ❖ Determine the effect of misalignment on power quality and consumption.
- ❖ Study the effect of temperature rise on non-linear characteristics of induction motors.
- ❖ **The kit consists of one 1/2 HP AC motor with custom machined end bells, which allows for easy introduction of known misalignment at either end of the motor.**

### **AC Motor With Built-In Bowed Rotor (M-BRM)**

- ❖ Study the effects of rotor bow on vibration and/or current signature.
- ❖ Study the effect of bowed rotor on power quality and consumption.
- ❖ **The kit consists of one 1/2 HP AC motor with centrally bent rotor**

### **AC Motor With Built-In Faulted Bearings (M-FBM)**

- ❖ Study the effects of bearing faults on vibration and/or current signature.
- ❖ Study the effect of bearing faults on power quality and consumption.
- ❖ **The kit consists of one 1/2 HP AC motor fitted with one inner race faulted bearing and one with outer race faulted bearing. User can specify the types of bearing faults.**

### **AC Motor With Built-In Broken Rotor Bars (M-BRBM)**

- ❖ Study the effect of broken rotor bars on motor vibration and/or current signature as a function of speed and load.
- ❖ Study the effect of broken rotor bars on power quality and consumption.
- ❖ Study the effect of temperature rise on non-linear characteristics of induction motors.
- ❖ **The kit consists of one 1/2 HP AC motor with broken rotor bars**

### **AC Motor With Stator Winding Faults (M-SSTM)**

- ❖ Study the effects of turn-to-turn short in stator windings on vibration and/or current signature.
- ❖ Study the effect of turn-to-turn short in stator windings on power quality and consumption.
- ❖ Study the effect of temperature rise on non-linear characteristics of induction motors.
- ❖ **The kit consists of one 1/2 HP AC motor with shorted stator winding turns, and one control box to vary short conditions**

### **AC Motor With Voltage Unbalance & Single Phasing (M-VUSM)**

- ❖ Study the effects of voltage unbalance and one phase loss on motor current/vibration signatures.
- ❖ Study the effect of voltage unbalance and one phase loss on power quality and consumption.
- ❖ Study the effect of temperature rise on non-linear characteristics of induction motors
- ❖ **The kit consists of one 1/2 HP AC motor and one control box to vary voltage balance and to disconnect one phase.**

### **PC Motor Control Kit (M-PCK)**

- ❖ Operate MFS from remote location.
- ❖ Pre-program speed acceleration, deceleration, and length of run to meet exact requirements.
- ❖ **The kit consists of PC software, one interface module to motor drive and cables.**



### **Shaft Alignment Kit (M-ATK)**

- ❖ Align shafts precisely with convenient and simple Windows alignment software.
- ❖ Accommodates 1/2" to 1 1/4" diameter shafts.
- ❖ **The kit consists of two precision dial indicators, two mounting brackets/bars, one mirror, one set of feeler gauges, and instructions packaged in a rugged plastic case.**



### **Mechanically Operated Bearing Loader (M-MBL-3/4)**

- ❖ Investigate bearing radial loading effects.
- ❖ Understand bearing failure signature as a function of load and rotational speed.
- ❖ Compare vibration signature between loaded and unloaded bearings.
- ❖ Study outer race bearing fault signature as a function of load location.
- ❖ **The kit consists of one bearing housing allowing for radial loading via threaded bolt.**

### **Bearing Loader Force Transducer (M-BLFT)**

- ❖ Measure the radial load applied by the mechanically operated bearing loader.
- ❖ **The kit consists of one transducer measuring radial force and one matching signal conditioner.**
- ❖ Requires M-MBL-3/4



### **Vertical and Horizontal Bearing Force Transducer for 1/2" to 1" Shafts (M-FTVH)**

- ❖ Measure forces exerted on bearings due to coupling misalignment, rotor unbalance, belt misalignment, and belt tension.
- ❖ Establish quantitative tensions for drive belt studies.
- ❖ Learn to relate the vibration signature to forces associated with common malfunctions such as resonance and bearing faults. Learn phase relationship between force and vibration spectrum.
- ❖ Learn nature of rotor dynamic forces due to common defects.
- ❖ Witness 180 degree phase shift between heavy and high spots when rotor goes through a critical speed. Demonstrate how mass unbalance force quadruples when the speed is doubled, but vibration amplitude does not follow the same trend.
- ❖ Verify and refine your rotor dynamic models and enhance modeling skills.
- ❖ **The kit consists of one transducer simultaneously measuring vertical and horizontal force and one matching signal conditioner.**



### **Axial Bearing Force Transducer (M-FTA)**

- ❖ Measure the axial load on the main shaft under dynamic excitation.
- ❖ Investigate the effect of misaligned shaft and belts on the shaft axial load.
- ❖ Study the effects of cocked rotors and eccentric sheaves on the shaft axial load.
- ❖ **The kit consists of one transducer measuring axial force on main shaft and one matching signal conditioner.**

*The MFS is made of precision machined parts and designed for easy upgrades and customization*

### **High Value Combination Packages**

The MFS is also available in twelve high value combination packages. From basic to comprehensive, each package is designed to provide you with all the tools needed to study a variety of machinery fault topics:

- |                           |                            |
|---------------------------|----------------------------|
| ❖ Alignment               | ❖ Crack Shaft              |
| ❖ Balancing               | ❖ Damping                  |
| ❖ Resonance               | ❖ Induction Motor          |
| ❖ Bearing                 | ❖ Pump                     |
| ❖ Gearbox                 | ❖ Fan                      |
| ❖ Belt Drive              | ❖ Reciprocating Compressor |
| ❖ Reciprocating Mechanism |                            |
| ❖ Mechanical Rub          |                            |

**Package No. 1:** Kits for in-depth studies of alignment, balancing and resonance issues

**Package No. 2:** Kits in-depth studies of alignment, balancing, resonance, and bearing defects issues

**Package No. 3:** Kits for in-depth studies of alignment, balancing, resonance, bearing defect, and gearbox & belt drive issues

**Package No. 4:** Kits for in-depth studies of alignment, balancing, resonance, bearing defect, gearbox & belt drive fault, reciprocating mechanism, mechanical rub, shaft/rotor crack and damping issues

**Package No. 5F:** Kits for in-depth studies of alignment, balancing, resonance, bearing defect, gearbox and belt drive fault, reciprocating mechanism, mechanical rub, shaft crack, damping, and fan issues

**Package No. 5P:** Kits for in-depth studies of alignment, balancing, resonance, bearing defect, gearbox and belt drive fault, reciprocating mechanism, mechanical rub, shaft crack, damping, and pump issues

**Package No. 5C:** Kits for in-depth studies of alignment, balancing, resonance, bearing defect, gearbox and belt drive fault, reciprocating mechanism, mechanical rub, shaft crack, damping, and reciprocating compressor issues

**Package No. 5M:** Kits for in-depth studies of alignment, balancing, resonance, bearing defect, gearbox & belt drive fault, reciprocating mechanism, mechanical rub, shaft crack, damping, and induction motor electro-mechanical defects issues

**Package No. 6:** Kits for in-depth studies of alignment, balancing, resonance, bearing defect, gearbox & belt drive fault, reciprocating mechanism, mechanical rub, shaft crack, damping, induction motor electro-mechanical defects, pump, fan, and reciprocating compressor issues

**Package No. 7:** Kits for in-depth studies of alignment, balancing, resonance, bearing defect, gearbox and belt drive fault, reciprocating mechanism, mechanical rub, shaft crack, damping, induction motor electro-mechanical defects, pump, fan, and reciprocating compressor issues; plus PC operation, shaft alignment kit and bearing loader with force transducer

**Package No. 8:** Kits for in-depth studies of alignment, balancing, resonance, bearing defect, gearbox & belt drive fault, reciprocating mechanism, mechanical rub, shaft crack, damping, induction motor electro-mechanical defects, pump, fan, and reciprocating compressor issues plus PC operation, shaft alignment kit, tri-axial force measurement of both bearing supports, bearing loader issues; and extra set of direct drive mechanisms for an alternate loading of induction motor electro-mechanical defects

| Option kit  |            | PKG<br>1 | PKG<br>2 | PKG<br>3 | PKG<br>4 | PKG<br>5F | PKG<br>5P | PKG<br>5C | PKG<br>5M | PKG<br>6 | PKG<br>7 | PKG<br>8 |
|---|------------|----------|----------|----------|----------|-----------|-----------|-----------|-----------|----------|----------|----------|
| Training curriculum manual  | SQI-TRCM   | x        | x        | x        | x        | x         | x         | x         | x         | x        | x        | x        |
| Eccentric rotor   | M-ER-3/4   | x        | x        | x        | x        | x         | x         | x         | x         | x        | x        | x        |
| Cocked rotor  | M-CR-3/4   | x        | x        | x        | x        | x         | x         | x         | x         | x        | x        | x        |
| Coupling type set   | M-BRS-3/4  | x        | x        | x        | x        | x         | x         | x         | x         | x        | x        | x        |
| Centrally bent rotor shaft for balance studies  | M-CK-3/4   | x        | x        | x        | x        | x         | x         | x         | x         | x        | x        | x        |
| Coupling-end bent rotor shaft for alignment studies                                     | M-CBRS-3/4 | x        | x        | x        | x        | x         | x         | x         | x         | x        | x        | x        |
| Rolling bearing resonance/critical study kit  | M-RSK-1/2  | x        | x        | x        | x        | x         | x         | x         | x         | x        | x        | x        |
| Sleeve bearing resonance study kit (Requires M-RSK-1/2)                                 | M-SBK-1/2  | x        | x        | x        | x        | x         | x         | x         | x         | x        | x        | x        |
| 3/4" shaft bearing fault kit  | M-BFK-3/4  |          | x        | x        | x        | x         | x         | x         | x         | x        | x        | x        |
| 3/4" shaft bearing loader   | M-BL-3/4   |          | x        | x        | x        | x         | x         | x         | x         | x        | x        | x        |
| 1" shaft bearing study kit  | M-BSK-1    |          | x        | x        | x        | x         | x         | x         | x         | x        | x        | x        |
| 1" shaft bearing fault kit (Requires M-BSK-1)   | M-BFK-1    |          | x        | x        | x        | x         | x         | x         | x         | x        | x        | x        |
| 1" shaft bearing loader (Requires M-BSK-1)  | M-BL-1     |          | x        | x        | x        | x         | x         | x         | x         | x        | x        | x        |
| Cocked bearing housing  | M-CBM-3/4  |          | x        | x        | x        | x         | x         | x         | x         | x        | x        | x        |
| 3/4" shaft sleeve bearing (grease lubricated) kit                                       | M-SBK-3/4  |          | x        | x        | x        | x         | x         | x         | x         | x        | x        | x        |
| Multi-Belt drive, straight tooth gearbox, and adjustable particle magnetic brake system | M-BDGB     |          |          | x        | x        | x         | x         | x         | x         | x        | x        | x        |
| Belt-drive mounting block (Requires M-BDGB)   | M-BDB      |          |          | x        | x        | x         | x         | x         | x         | x        | x        | x        |
| Defective straight tooth gearbox pinions (Requires M-BDGB)                              | M-DGPA     |          |          | x        | x        | x         | x         | x         | x         | x        | x        | x        |
| Worn straight tooth gearbox (Requires M-BDGB)   | M-WGB      |          |          | x        | x        | x         | x         | x         | x         | x        | x        | x        |
| Eccentric sheave (Requires M-BDGB)  | M-ES-3/4   |          |          | x        | x        | x         | x         | x         | x         | x        | x        | x        |
| Direct driven gearbox mounting kit (Requires M-BDGB)                                    | M-DGBB     |          |          | x        | x        | x         | x         | x         | x         | x        | x        | x        |
| Reciprocating mechanism (Requires M-BDGB)   | M-RMS      |          |          |          | x        | x         | x         | x         | x         | x        | x        | x        |
| Direct driven reciprocating mechanism mounting kit (Requires M-RMS and M-BDGB)          | M-DRMB     |          |          |          | x        | x         | x         | x         | x         | x        | x        | x        |



## *Machinery Fault Simulator (MFS)*

|   |            |  |  |  |   |   |   |   |   |   |   |      |
|---|------------|--|--|--|---|---|---|---|---|---|---|------|
| Mechanical rub kit  | M-MRK      |  |  |  | x | x | x | x | x | x | x | x    |
| Damped bearing housing kit (Requires M-RSK-1/2)                             | M-DBHK-1/2 |  |  |  | x | x | x | x | x | x | x | x    |
| Crack shaft study kit   | M-CSRK-3/4 |  |  |  | x | x | x | x | x | x | x | x    |
| Fan vibration kit   | M-FVK-3/4  |  |  |  |   | x |   |   |   | x | x | x    |
| Centrifugal pump with clear cover to visualize cavitation (Requires M-BDGB) | M-CFPK     |  |  |  |   |   | x |   |   | x | x | x    |
| Centrifugal pump with worn impeller (Requires M-BDGB and M-CFPK)            | M-CFPFI    |  |  |  |   |   | x |   |   | x | x | x    |
| Direct driven centrifugal pump mounting kit (M-CFPK)                        | M-DCPK     |  |  |  |   |   | x |   |   | x | x | x    |
| Reciprocating compressor kit (Requires M-BDGB)                              | M-RCK      |  |  |  |   |   |   | x |   | x | x | x    |
| Reciprocating compressor fault kit (Requires M-BDGB and M-RCK)              | M-RCFK     |  |  |  |   |   |   | x |   | x | x | x    |
| Direct driven reciprocating compressor mounting kit (M-RCK)                 | M-DRCK     |  |  |  |   |   |   | x |   | x | x | x    |
| AC motor with built-in rotor unbalance                                      | M-UBM      |  |  |  |   |   |   |   | x | x | x | x    |
| AC motor with built-in rotor misalignment system                            | M-MAM      |  |  |  |   |   |   |   | x | x | x | x    |
| AC motor with built-in bowed rotor  | M-BRM      |  |  |  |   |   |   |   | x | x | x | x    |
| AC motor with built-in faulted bearings                                     | M-FBM      |  |  |  |   |   |   |   | x | x | x | x    |
| AC motor with built-in broken rotor bars                                    | M-BRBM     |  |  |  |   |   |   |   | x | x | x | x    |
| AC motor with stator winding faults   | M-SSTM     |  |  |  |   |   |   |   | x | x | x | x    |
| AC motor with voltage unbalance & single phasing                            | M-VUSM     |  |  |  |   |   |   |   | x | x | x | x    |
| PC motor control kit  | M-PCK      |  |  |  |   |   |   |   |   |   | x | x    |
| Shaft alignment kit   | M-ATK      |  |  |  |   |   |   |   |   |   | x | x    |
| Mechanically operated bearing loader  | M-MBL-3/4  |  |  |  |   |   |   |   |   |   | x | x    |
| Bearing loader force transducer(Requires M-BL-3/4)                          | M-BLFT     |  |  |  |   |   |   |   |   |   | x | x    |
| Axial bearing force transducer for any size shafts                          | M-FTA      |  |  |  |   |   |   |   |   |   |   | x    |
| Vertical and horizontal bearing force transducer for 1/2" to 1" shafts      | M-FTVH     |  |  |  |   |   |   |   |   |   |   | x(2) |

### Turnkey Package

SpectraQuest simulators and software are conveniently sold as comprehensive training packages. The purchase of a training package provides you with all of the components necessary, such as sensors, data acquisition and analysis software, for a fully functional, turnkey training system.

- ❖ Turn your present engineers into vibration experts
- ❖ Accurate machinery problem assessment and identification as to root cause
- ❖ Improve process and machinery reliability and satisfy ISO and QS expectations
- ❖ Practice and experiment in laboratory environment to accelerate the learning process

**Turnkey Training Package 4 :** Vibration Study Complete system for in-depth studies of alignment, balancing, resonance, bearing defect, gearbox & belt drive fault, reciprocating mechanism, mechanical rub, shaft/rotor crack and damping issues. Includes: MFS (MFS2010-PK4) eight accelerometers (SQI604/8), one tri-axial accelerometer (SQI482A05), 8 channel desktop DAQ (VQ-DT8)

**Turnkey Training Package 5F:** Vibration Study Complete system for in-depth studies of alignment, balancing, resonance, bearing defect, gearbox & belt drive fault, reciprocating mechanism, mechanical rub, shaft/rotor crack, damping. Includes: MFS (MFS2010-PK6), eight accelerometers (SQI604/8), two tri-axial accelerometers (SQI482A05), AC motor current probe (SQICP1), 8 channel desktop DAQ (VQ-DT8)

# *Machinery Fault Simulator (MFS)*

## **SpectraQuest: A Valuable Resource for Keeping Companies Productive**

SpectraQuest offers a wide range of optional tool kits for productivity enhancement. We also continue to develop new applications and improvements for the MFS so that the investment you make in this important training tool will continue to provide value for many years to come. To learn more about the MFS and how it can help you to keep your plant operating profitably, please call or e-mail us.

## **Specifications**

| <b>Electrical</b>          |   |
|----------------------------|---|
| Motor                      | 3 Phase, 1 HP motor, pre-wired self-aligning mounting system for easy installation/removal  |
| Drive                      | 1 HP variable frequency AC drive with multi-featured front panel programmable controller  |
| RPM range                  | 0 to 6000 rpm (short duration) variable speed   |
| Current Measurement        | Power leads accessible for current measurements   |
| Tachometer                 | Built-in tachometer with LCD display and one pulse per revolution analog TTL output for DAQ purposes  |
| Voltage                    | 115/230 VAC, Single phase, 60/50 Hz   |
| <b>Mechanical</b>          |   |
| Shaft Diameter             | 3/4" diameter; Turned, Ground, & Polished (TGP) steel   |
| Bearing                    | Two sealed rolling element in aluminum horizontally split bracket housing for easy changes, tapped for transducer mount. Bearing mounts can be mounted in five different position for variable rotor span |
| Rotor Base                 | 18" long, completely movable using jack bolts for easy horizontal misalignment and standard shims for vertical misalignment. Pinned for easy realignment.   |
| Rotors                     | Two 6" aluminum with 36 threaded holes at 10 degree intervals for introducing unbalance   |
| Belt Mechanism             | Two double groove "V" belt with one set screw mounting and one bush/key mounting. Positive displacement lever with turnbuckle plus adjustable gearbox platform  |
| Gearbox and Brake          | Accessible three-way straight cut bevel gearbox with 1.5:1 ratio (20 gear input). Manually adjustable magnetic brake 0.5 - 10 lb.-in  |
| Reciprocating Mechanism    | Adjustable spring engagement timing and two stroke settings.  |
| Centrifugal Pump           | ½ HP, 27psi at 0gpm, 25gpm at 0psi with water at 4000rpm  |
| Reciprocating Compressor   | ½ HP, 2.6cfm, 120psi belt driven with 5-gallon air tank   |
| Instrumentation Connectors | 16 BNC connector plate under the rotor base linked to BNC connector panel mounted on the edge for the base plate for direct connection to data collectors   |
| Safety Cover               | Lockable clear, impact resistant hinged plastic cover with motor interlock switch to shut down motor when cover is raised   |
| Foundation                 | 1/2" (12.7 mm) die cast aluminum base, base stiffener and eight rubber isolators  |
| <b>Physical</b>            |   |
| Weight                     | Approximately 130 lb  |
| Dimensions                 | L=39" (100cm), W=25" (63cm) , H=21" (53cm)  |

Content of brochure is subject to change without any notice